


GERMAN
POOL



德國寶

遠紅外線電暖爐
FAR INFRARED HEATER

HTE-90H



在使用之前請詳細閱讀「使用說明書」及「保用條例」，並妥為保存。

Please read these instructions and warranty information carefully before use and keep them handy for future reference.



使用說明書 OPERATING INSTRUCTIONS

請即進行保用登記!

有關保用條款細則，請看本說明書最後一頁。

Please register your warranty information now !

For Warranty Terms & Conditions,

please refer to the last page of these operating instructions.

目錄 Table of Contents

注意事項 Notice Before Use 04

產品結構 Product Structure 06

操作說明 Operating Instructions 07

清潔與保養 Care & Maintenance 08

常見故障及處理 Troubleshooting 08

技術規格 Technical Specifications 09

保用條款 Warranty Terms & Conditions 11

注意事項 Notice Before Use

重要說明

為安全起見，初次使用產品前請先細閱本說明書，並保存說明書，以便作參考之用。

本產品只供家居使用。請必須依照本說明書內的指示安裝及操作。

警告：切勿以任何物件覆蓋電暖爐，避免電暖爐過熱。

1. 在使用本產品前，確認產品所標明的使用電壓，是否與接地插座電壓一致。
2. 切勿與其他電器共用一個電源插座，以免負荷過重及起火危險。
3. 連接電源後，電暖爐會漸漸變暖，切勿觸摸網罩，以免皮膚被高溫燙傷。
4. 請勿移動已插上電源的電暖爐，若須移動電暖爐，請先拔掉電源插頭，以免觸電。
5. 使用電暖爐時，切勿讓電源線接觸網罩，以免被高溫燙斷。
6. 切勿將電暖爐放置於電源插座底下。
7. 切勿使用能夠自動開啟電暖爐的控制器、定時器或其他工具，若電暖爐錯誤地自動開啟，會有起火危險。
8. 電暖爐應擺放於平穩的枱面或地面，因為若錯誤擺放而自動開啟，會有起火危險。
9. 電源線應妥善擺放，以免行走時被絆倒。
10. 切勿在浴缸、花灑或泳池附近使用電暖爐。
11. 為免漏電，切勿將電暖爐浸泡於任何液體或讓水濺上機身。
12. 切勿放置易燃或爆炸性物品於電暖爐附近；切勿在充滿易燃氣體及塵粒的環境中使用，並遠離爐火及熱能。

Important

For safety purpose, you should read the instructions carefully before using the appliance for the first time. Save the instructions for future reference.

The appliance is designed for domestic use and may only be installed and operated in accordance with these instructions for use.

WARNING: In order to avoid overheating, do not cover the heater.

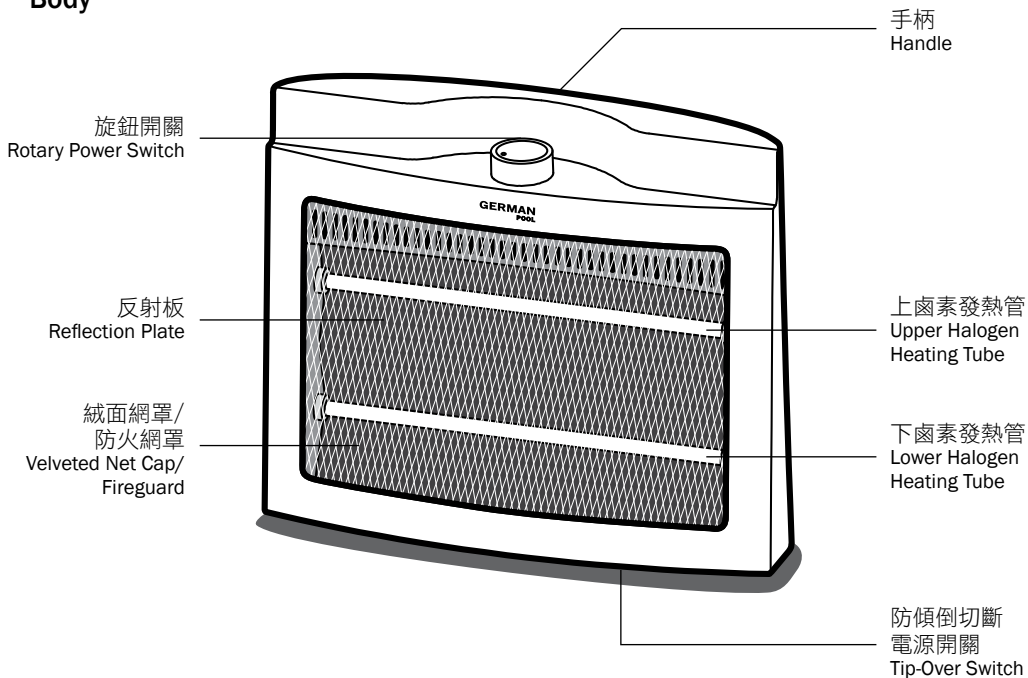
1. Before plugging in the appliance, check that the electrical rating shown on the rating plate corresponds with your house electricity supply.
2. Use a separate power socket for the appliance. Do not overload power socket.
3. The appliance gradually becomes hot after connecting with electricity. Do not touch the net cap in order to avoid burns.
4. Do not move the appliance when it is connected with electricity. Unplug it before moving the application in order to avoid electric shock.
5. Do not let the power cord touch the net cap during operation in order to avoid melting the cord at high temperature.
6. Do not place the appliance right below a power socket.
7. Do not use the appliance with programmers, timers or any other devices that can switch on the appliance automatically, or else it will lead to fire risk.
8. The appliance should be placed on a stable and flat tabletop or ground, or else it may lead to fire risk if it is switched on accidentally when improperly placed.
9. The power cord should be placed properly in order to avoid tripping over while walking.
10. Do not use the appliance in the vicinity of a bath, a shower or a swimming pool.
11. Do not immerse the appliance in any liquid or spray water on it in order to avoid electric shock.
12. Do not place flammable or explosive objects near the appliance, or use it in any environment filled with flammable gas and dust. Keep the appliance away from open fire and heat.

注意事項 Notice Before Use

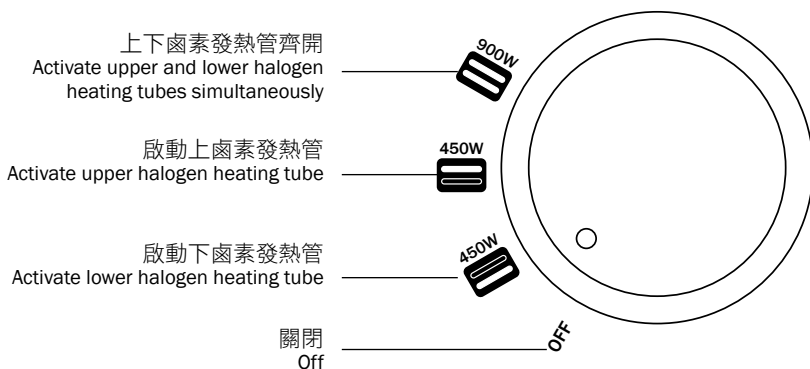
13. 警告：切勿以易燃物品或任何物件覆蓋電暖爐，以免起火危險或觸電。
14. 切勿以電暖爐烘乾衣物。
15. 切勿將傳導性物品插入網罩內或觸摸帶電的零件，以免觸電。
16. 切勿在無人看管的情況下開著電暖爐，以免發生意外。
17. 使用完畢後，必須拔掉電源插頭，拔掉電源插頭前先關掉電暖爐。
18. 長期不使用電暖爐時，請拔掉電源插頭，並放回包裝盒和存放於乾爽通風的位置。
19. 本產品並不適宜讓兒童、身體或心智殘障、缺乏經驗或知識的人士操作，除非該人士得到負責保障其安全的人士的監管或指引。
20. 兒童必須被監督，切勿讓兒童使用、觸摸或把玩本機。
21. 如電源線損壞或發生其他故障，切勿自行拆卸、修理或改裝，必須由本公司或合資格的專業技術人員更換和維修。
22. 請勿使用受損的電線或電源插頭，以防觸電、引起短路或火災。
23. 警告：此產品不設室溫控制裝置。除非有專人長期看管，否則切勿於空間狹小的地方或有行動不便的人士在場時使用本產品。
24. 不要使用本電暖爐在溫室或建築地盤。
25. 警告：當操控面板（如玻璃/陶瓷/相類似的材料面板）被損壞，不得使用本電暖爐。
26. 本電暖爐的防火網罩是為了防止直接接觸加熱元件，所以防火網罩必須與電暖爐一起使用。
27. 對幼兒和體弱者，本電暖爐的防火網罩沒有提供完全的保護。
13. WARNING: Do not cover the appliance with flammable objects or anything in order to prevent fire hazards and electric shock.
14. Do not use the appliance to dry clothes.
15. Do not insert any conductive objects through the net cap or touch any electrical conductive components to avoid electric shock.
16. Do not leave the appliance switched on unattended to avoid accidents.
17. Unplug the appliance after use. Make sure to switch off the appliance before unplugging it.
18. Unplug the appliance and store it in the original packing in a dry, ventilated place if it is not in use for a long period of time.
19. The appliance is not intended for use by persons (including children) with reduced physical, sensory or mental capabilities, or any individual lacking experience and knowledge unless they have been given supervision or instruction by a person responsible for their safety.
20. Children should be supervised to ensure that they do not play with the appliance.
21. If the power cord is damaged, it must be replaced by the manufacturer, its service agent or similarly qualified persons in order to avoid a hazard. Do not attempt to disassemble, repair or modify the appliance.
22. Do not use damaged power cord or socket in order to avoid electric shock, short circuit or fire hazards.
23. WARNING: The appliance is not equipped with a device to control the room temperature. Do not use the appliance in a small area which is occupied by any person not capable of leaving the room on his own unless constant supervision is provided.
24. Do not use heater in greenhouses or building sites.
25. WARNING: The heater must not be used if the panels (e.g. made by glass/ceramic/similar materials) are damaged.
26. The fireguard of this heater is intended to prevent direct access to heating elements and must be in place when the heater is in use;
27. The fireguard does not give full protection for young children and for infirm persons.

產品結構 Product Structure

機身 Body






操作面板 Control Panel



操作說明 Operating Instructions

1. 啟動電暖爐

電暖爐設三種發熱設定。

- 把旋鈕開關從 **OFF** 轉至 ，啟動下鹵素發熱管。
- 把旋鈕開關從 **OFF** 轉至 ，啟動上鹵素發熱管。
- 把旋鈕開關從 **OFF** 轉至 ，同時啟動上下鹵素發熱管。

2. 關掉電暖爐




- 把旋鈕開關轉至 **OFF**，並拔掉電源插頭以切斷電源。

3. 防傾倒切斷電源開關

- 電暖爐底部設有防傾倒切斷電源開關。當電暖爐傾側、底部脫離地面或地面不平坦的情況下，防傾倒切斷電源開關會彈出，並切斷電源，以保障安全。將電暖爐擺放平坦的表面上，把防傾倒切斷電源開關壓回機身內，電暖爐接通電源便可正常運作。

1. Turning on the Heater

The heater is designed with 3 heating settings.

- Turn the rotary switch from **OFF** to  to activate the lower halogen heating tube.
- Turn the rotary switch from **OFF** to  to activate the upper halogen heating tube.
- Turn the rotary switch from **OFF** to  to activate upper and lower halogen heating tubes simultaneously.

2. Turning off the Heater

- Turn the rotary power switch to **OFF** and unplug the heater.

3. Tip-over Switch

- The appliance is designed with a tip-over switch, which is at the body base. When the appliance is tilted, the base deviates from ground or the surface of the ground is not flat, the switch will pop out and cut off electricity connection for safety. To bring it back to operation, place the appliance on a flat surface and push the switch back to its original position.

清潔與保養 Care & Maintenance

- 清潔電暖爐前，必先拔下電源插頭，並等待機身冷卻才開始清潔，以保障安全。
- 清潔及維修電暖爐時，切勿大力按壓或碰撞網罩，以免損壞電暖爐表面。
- 只需用軟布清潔產品外殼，如仍未能除掉污漬，可用稀釋的中性洗潔劑清潔。
- 切勿以任何化學劑或腐蝕性物質清潔電暖爐。
- 清潔後將電暖爐放包裝盒內，存放於乾爽位置。
- 如需要維修本產品或相關服務，必須交由德國寶或合資格技術人員負責。
- For safety purpose, make sure the appliance is unplugged and is cooled down before cleaning.
- Do not press or hit the net cap during cleaning or repair to avoid surface damage.
- The appliance only needs general cleaning for the outer surface using a soft cloth. If the stain remains, clean it with diluted neutral cleaning agent.
- Do not use any chemical agents or corrosive cleaning materials to clean the appliance.
- Store the appliance in the original packing in a dry and ventilated place.
- Repair and any other services should be performed by German Pool or an authorized technician.

常見故障及處理 Troubleshooting

- 防傾倒切斷電源開關啟動時會彈出，嘗試把電暖爐擺放於平坦的表面，把防傾倒切斷電源開關壓回機身內，電暖爐接通電源後便可再次使用。
- 如未能把防傾倒切斷電源開關壓回機身或出現其他問題，請聯絡或送回本公司維修部維修。
- The tip-over switch will pop out when activated. Put the appliance on a flat surface to push the switch back to its original position. The appliance can be operated after connecting with electricity.
- If the tip-over switch cannot be pushed back to its original position or other problems occur, contact our Repair Centre for repair.

技術規格 Technical Specifications

型號 Model	HTE-90H
電壓 Voltage	220 V
頻率 Frequency	50Hz
功率 Rated Power	450/900 W
發熱系統 Heating System	鹵素發熱管 Halogen Heating Tubes
電流 Electric Current	4.0A
機身尺寸 Dimensions	(H) 323 mm (W) 390 mm (D) 130 mm
淨重 Net Weight	1.15 kg

產品規格及設計如有變更，恕不另行通知。
Specifications are subject to change without prior notice.

中英文版本如有出入，一概以中文版為準。
If there is any inconsistency or ambiguity between the English version and the Chinese version, the Chinese version shall prevail.

本產品使用說明書以 www.germanpool.com 網上版為最新版本。
Refer to www.germanpool.com for the most up-to-date version of the Operating Instructions.

如欲獲取更多有關本產品最新資訊，歡迎瀏覽本公司網站。
For additional product information, please visit our website.

www.germanpool.com

請填妥以下空格並與發票一併保存，以便維修時核對資料。用戶提供本公司之所有資料必須正確無誤，否則免費保用將會無效。
Please fill out the form below. This information and the purchase invoice will be required for any repairs. Warranty will be invalid if information provided is found to be inaccurate.

型號 Model No. : HTE-90H

機身號碼 Serial No. : _____

發票號碼 Invoice No. : _____

購買商號 Purchased From : _____

購買日期 Purchase Date : _____

保用條款

此保用提供德國寶產品之機件在正常使用下壹年保用(自購買日起計算)。

* 貴戶須在購機十天內，以下列其中一種方式向本公司登記資料，保用手續方正式生效：

- 1) 填妥本公司網頁內之保用登記表格 www.germanpool.com/warranty。
- 2) 填妥保用登記卡，並連同購機發票之副本一併郵寄到客戶服務部 (本公司將不發還發票副本或登記卡)。

1. 未能出示購買發票正本者，將不獲免費維修服務。
2. 用戶應依照說明書的指示操作。本保用並不包括：
 - 上門安裝、檢驗、維修或更換零件之人工以及一切運輸費用；
 - 因天然與人為意外造成的損壞 (包括運輸及其他)；
 - 任何塑膠附件及輔助裝置；
 - 電源接合不當、不依說明書而錯誤或疏忽使用本機所引致之損壞。
3. 於下列情況下，用戶之保用資格將被取消：
 - 購買發票有任何非認可之刪改；
 - 產品被用作商業或工業用途；
 - 產品經非認可之技術人員改裝或加裝任何配件；
 - 機身編號被擅自塗改、破壞或刪除。
4. 總代理有權選擇維修或更換配件或其損壞部份。
5. 產品一經被轉讓，其保用即被視作無效。

維修部 - 小型電器

德國寶(香港)有限公司
香港九龍紅磡暢通道 1 號
中旅貨運物流中心8樓
電話：+852 2215 4582
傳真：+852 2355 7100
電郵：repairs@germanpool.com

Warranty Terms & Conditions

Under normal operations, the product will receive a 1-year full warranty provided by German Pool (effective starting from the date of purchase).

* This warranty is not valid until Customer's registration information is returned to and received by our Service Centre within 10 days of purchase via one of the following methods:

- 1) Visit our website and register online: www.germanpool.com/warranty.
- 2) Complete all fields on the attached Warranty Card and mail it back to our Customer Service Centre along with a photocopy of the purchase invoice (Warranty Card and invoice copy will not be returned to Customer).

1. Customer who fails to present original purchase invoice will be disqualified for free warranty.
2. Customer should always follow the operating instructions. This warranty does not apply to:
 - labour costs for on-site installation, check-up, repair, replacement of parts and other transportation costs;
 - damages caused by accidents of any kind (including transport and others);
 - plastic parts and accessories;
 - operating failures resulted from incorrect voltage, improper operations and unauthorized installations or repairs.
3. This warranty is invalid if:
 - purchase invoice is modified by unauthorized party;
 - product is used for any commercial or industrial applications;
 - product is repaired or modified by unauthorized personnel, or unauthorized parts are installed;
 - serial number is modified, damaged or removed from the product.
4. German Pool will, in its discretion, repair or replace any defective part.
5. This warranty will be void if there is any transfer of ownership from the original purchaser.

Repair Centre - Small Appliances

German Pool (Hong Kong) Limited
8/F, China Travel (Cargo) Logistics Centre
1 Cheong Tung Road
Hung Hom, Kowloon, Hong Kong
Tel : +852 2215 4582
Fax : +852 2355 7100
Email : repairs@germanpool.com

此保用只適用於香港

This warranty is valid only in Hong Kong

GERMAN
POOL



德國寶

德國寶(香港)有限公司 German Pool (Hong Kong) Limited

中國香港總代理 Hong Kong, China Sole Agent

九龍土瓜灣馬頭角道116號新寶工商中心高層地下2-4號室
Room 2-4, Upper G/F, Newport Centre, 116 Ma Tau Kok Road,
Tokwawan, Kowloon

電話 Tel: +852 2333 6245 傳真 Fax: +852 2765 8215

中國內地總代理 Mainland China Sole Agent

廣東省佛山市順德區大良南國東路德順廣場三層
3/F, Takshun Plaza, Nanguo East Road, Shunde,
Foshan, Guangdong

電話 Tel: +86 757 2980 8308 傳真 Fax: +86 757 2980
8318



中小企業
最佳拍檔大獎



香港卓越名牌
HONG KONG
PREMIER BRAND

© 版權所有。未獲德國寶授權，不得翻印、複製或使用本說明書作任何商業用途，違者必究。

© All rights reserved. Copying, reproducing or using the contents of this manual is not allowed without prior authorization from German Pool, violators will be prosecuted.

www.germanpool.com