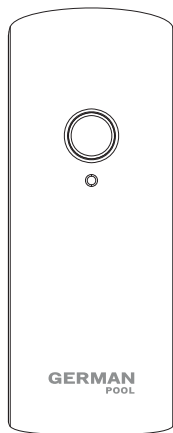


# PERSONAL AIR PURIFIER

PAP-020



## USER MANUAL

Please read these instructions and warranty information carefully before use and keep them handy for future reference.

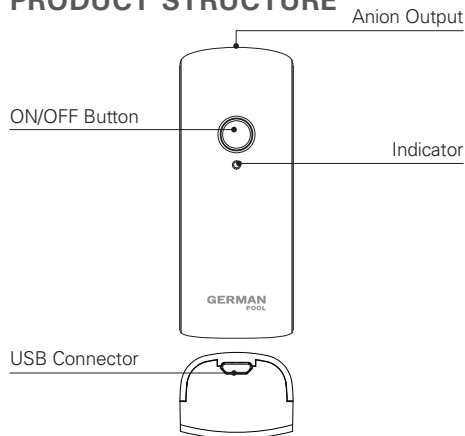
## SAFETY INSTRUCTIONS

1. The person who uses the cardiac pacemaker cannot use this product if without doctor's permission.
2. Please do not disassemble or modify the machine which may cause a fire or machine failure.
3. Please do not use the machine in any room that may explode.

### Warning:

1. Do not use your hand or put bracket or other electrocution electrodes to touch the anion output area when the machine is working.
2. This product is not a medical device. We do not claim that it can treat any medical condition. If you have any existing medical condition, please consult with your physician before using this product.
3. Environmental factors may affect this product's performance.

## PRODUCT STRUCTURE



## OPERATING INSTRUCTIONS

### To Charge

1. Connect the USB cable to the machine bottom connector. Please be sure the direction is correct.
2. Connect the other side of USB cable to the power source or other USB connection socket, the indicator will flash when charging, and lit (not flashing) when fully charged.
3. Please be sure to unplug the USB cable when fully charged.
  - Full charging time : about 40 minutes.
  - Continuous working time: about 80 hours (10% deviation).

### To Use

1. Hang the neck lanyard on the machine, press the ON/OFF Button, Indicator lights up, the machine starts to work.
2. Press the ON/OFF Button again, the machine stops working.

### Note:

The machine is also effective if put in the T-shirt pocket instead of lanyard.

### Indicator

- When working, the indicator lights up in blue color.
- When power off, the indicator light turns off.
- If recharge when product is turned off, LED flashes green during recharging. After fully charged, LED will light up in green, but will return to blue when charger is unplugged.
- If recharge when product is turned on, LED flashes blue green. After fully charged, LED will light up in blue. Light will remain blue after charger is unplugged.

## PRODUCT SPECIFICATION

Model No.	PAP-020
Rated Voltage:	DC 5V
Power	1W
Anion:	20 Million pcs/cm <sup>3</sup>
Product Dimension	(H)74.5 (W)29 (D)22 mm
Net Weight	35g
Power Supply:	Micro USB

Specifications are subject to change without prior notice. If there is any inconsistency or ambiguity between the English version and the Chinese version, the Chinese version shall prevail. Refer to [www.germanpool.com](http://www.germanpool.com) for the most up-to-date version of the Operating Instructions.

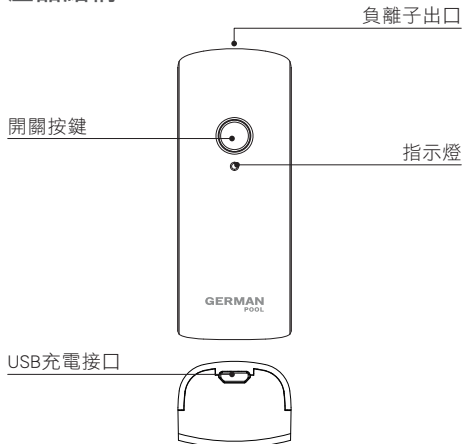
## 安全注意事項

1. 未經醫生許可，使用心臟起搏器的人不能使用本產品。
2. 請勿拆卸或改裝本產品，否則可能引起火災或機器故障。
3. 請勿在有爆炸危險的房間內使用本產品。

### 警告：

1. 使用本產品時，請勿用手、支架或其他導電物品接觸負離子輸出區域。
2. 本產品並非醫療用品；我們絕無聲稱本產品能處理、治療或防禦任何疾病，或減低其擴散或嚴重性。如你有任何病況，在使用本產品前應先諮詢醫生。
3. 實際使用效率可能會因環境因素而有所差異。

## 產品結構



## 操作說明

### 充電

1. 將USB電源線連接到本產品底部的USB充電接口，請確保方向正確。
2. 將USB電源線另一端連接到電源或其他USB連接插座，充電時指示燈閃爍，充滿電時指示燈常亮。
3. 充滿電後，請拔除USB電源線。

- 充滿電時間：約40分鐘
- 連續工作時間：約80小時（可能出現10%偏差）

### 使用

1. 將掛繩掛在機身上，按開關按鍵，指示燈常亮並開始運作。
2. 再按開關按鍵，即可停止運作。

### 注意：

將本產品放在上衣口袋亦可使用，無需掛繩。

### 指示燈

- 產品運作時，指示燈以藍色常亮
- 電源關閉時，指示燈熄滅
- 在關機情況下充電，充電期間會閃亮綠燈。充滿電後會長亮綠燈；拔掉電源後使用，會轉回藍燈。
- 在開機情況下充電，充電期間會閃亮藍綠燈。充滿電後會長亮藍燈。拔掉電源後使用，藍燈會繼續長亮。

## 技術規格

型號	PAP-020
電壓	DC 5V
功率	1W
風量	20 Million pcs/cm <sup>3</sup>
產品尺寸	(H)74.5 (W)29 (D)22 mm
淨重	35g
供電模式	Micro USB

產品規格及設計如有變更，恕不另行通知。  
中英文版本如有出入，一概以中文版為準。  
本產品使用說明書以 [www.germanpool.com](http://www.germanpool.com) 網上版為最新版本。

## 保用條款

此保用提供德國寶產品之機件在正常使用下壹年保用（自購買日起計算）。

\* 貴戶須在購機十天內，以下列其中一種方式向本公司登記資料，保用手續方正式生效：

- 1) 填妥本公司網頁內之保用登記表格  
[www.germanpool.com/warranty](http://www.germanpool.com/warranty)
- 2) 填妥保用登記卡，郵寄至本公司。



## Warranty Terms & Conditions

Under normal operations, the product will guarantee a 1-year full warranty provided by German Pool (effective from the date of purchase).

\* This warranty is not valid until customer registration information is received by our Service Centre within 10 days of purchase via one of the following means:

- 1) Visit our website and register online:  
[www.germanpool.com/warranty](http://www.germanpool.com/warranty)
- 2) Complete all the fields on the attached Warranty Card and mail it back to our Customer Service Centre.



另請填妥以下表格並與正本發票一併保存，以便維修時核對資料。用戶提供之所有資料必須正確無誤，否則免費保用將會無效。

Please fill out the form below. This information and the original purchase invoice will be required for any repairs. Warranty will be invalidated if information provided is found to be inaccurate.

型號 Model No.: PAP-020

機身號碼 Serial No.: \_\_\_\_\_ 發票號碼 Invoice No.: \_\_\_\_\_

購買商號 Purchased From: \_\_\_\_\_ 購買日期 Purchase Date: \_\_\_\_\_

1. 未能出示購買發票正本者，將不獲免費維修服務。
2. 用戶應依照說明書的指示操作。本保用並不包括：
  - 上門安裝、檢驗、維修或更換零件之人工以及一切運輸費用；
  - 因天然與人為意外造成的損壞（包括運輸及其他）；
  - 任何膠膠附件及輔助裝置；
  - 電源接合不當、不成說明書而錯誤或疏忽使用本機所引致之損壞。
3. 於下列情況下，用戶之保用資格將被取消：
  - 購買發票有任何非部可之刪改；
  - 產品被用作商業或工業用途；
  - 產品經非認可之技術人員改裝或加裝任何配件；
  - 機身編號被擅自塗改、破壞或刪除。
4. 總代理有權選擇維修或更換配件。
5. 產品一經被轉讓，其保用即被視作無效。
1. Customer who fails to present original purchase invoice will be disqualified for free warranty.
2. Customer should always follow the operating instructions. This warranty does not apply to:
  - labour costs for on-site installation, check-up, repair, replacement of parts and other transportation costs;
  - damages caused by accidents of any kind (including transport and others);
  - plastic parts and accessories;
  - operating failures resulted from incorrect voltage, improper operations and unauthorized installations or repairs.
3. This warranty is invalid if:
  - purchase invoice is modified by unauthorized party;
  - product is used for any commercial or industrial applications;
  - product is repaired or modified by unauthorized personnel, or unauthorized parts are installed;
  - serial number is modified, damaged or removed from the product.
4. German Pool will, in its discretion, repair or replace any defective part.
5. This warranty will be void if there is any transfer of ownership from the original purchaser.

## 客戶服務及維修中心

中國香港  
九龍彌敦道113號  
九龍寶雲10樓  
電話：+852 2333 6249  
傳真：+852 2356 9798  
電郵：repairs@germanpool.com

## Customer Service & Repair Centre

Macau, China  
3/F, Edifício Industrial Pou Fung,  
145 Rua de Francisco Xavier Pereira,  
Macau  
電話：+852 2333 6249  
傳真：+852 2356 9798  
電郵：repairs@germanpool.com